

MIMS Student Self-Service Password Reset Service

Perform a one-time set up of answers to challenge questions in your MIMS Portal to enable student self-service password reset when required.

1 What is this about?

Your MIMS account gives you access to your accounts like Student iCON, Student Learning Space, etc. If you forget your MIMS password, you would not be able to access these accounts.

Currently, you would have to approach your MIMS Student Administrator to perform a password reset for you. However, this is inconvenient and the process is not immediate.

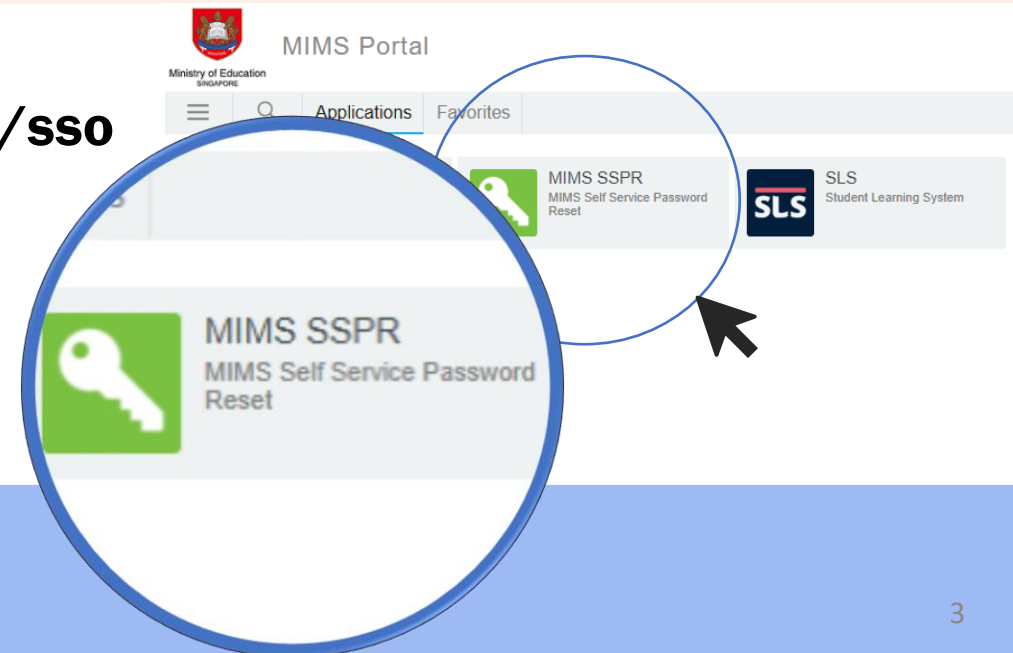
With the **MIMS Student Self-Service Password Reset Service**, you would be able to perform the password reset **yourself** if you forget your password.

2 How do I enable this?

You will need to perform a one-time set up of answers to security questions in your MIMS Portal to enable student self-service password reset when required.

- 1 **Log in to MIMS Portal**
<https://idp.mims.moe.gov.sg/nidp/saml2/sso>

On the main menu, click on **MIMS SSPR**.



2 How do I enable this?

You will need to perform a one-time set up of answers to security questions in your MIMS Portal to enable student self-service password reset when required.

1 You will be in MIMS Self Service Password Reset menu

On the menu, click on **Setup Security Question**.



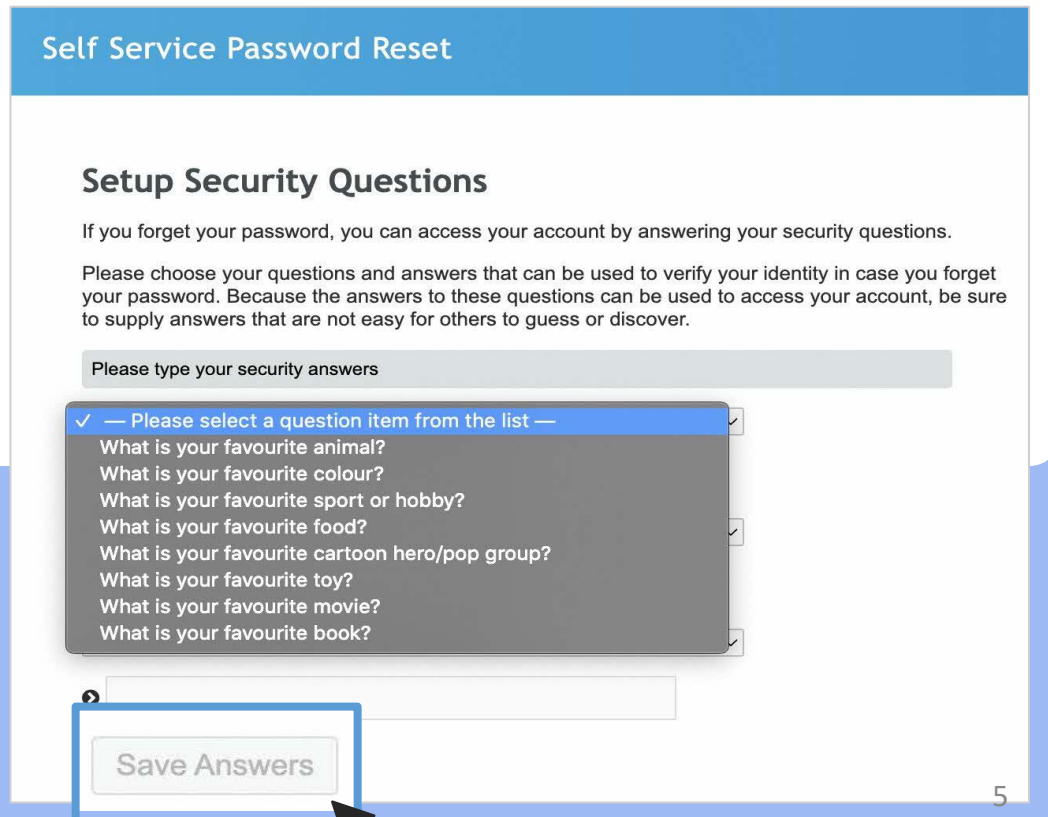
2 How do I enable this?

2 Set challenge questions

Choose 3 questions and set the answers to them. After setting the answers, click **Save Answers**.

Tip!

Write down the answers on your handbook! Do keep another copy at home too!



Self Service Password Reset

Setup Security Questions

If you forget your password, you can access your account by answering your security questions.

Please choose your questions and answers that can be used to verify your identity in case you forget your password. Because the answers to these questions can be used to access your account, be sure to supply answers that are not easy for others to guess or discover.

Please type your security answers

- Please select a question item from the list —
- What is your favourite animal?
- What is your favourite colour?
- What is your favourite sport or hobby?
- What is your favourite food?
- What is your favourite cartoon hero/pop group?
- What is your favourite toy?
- What is your favourite movie?
- What is your favourite book?

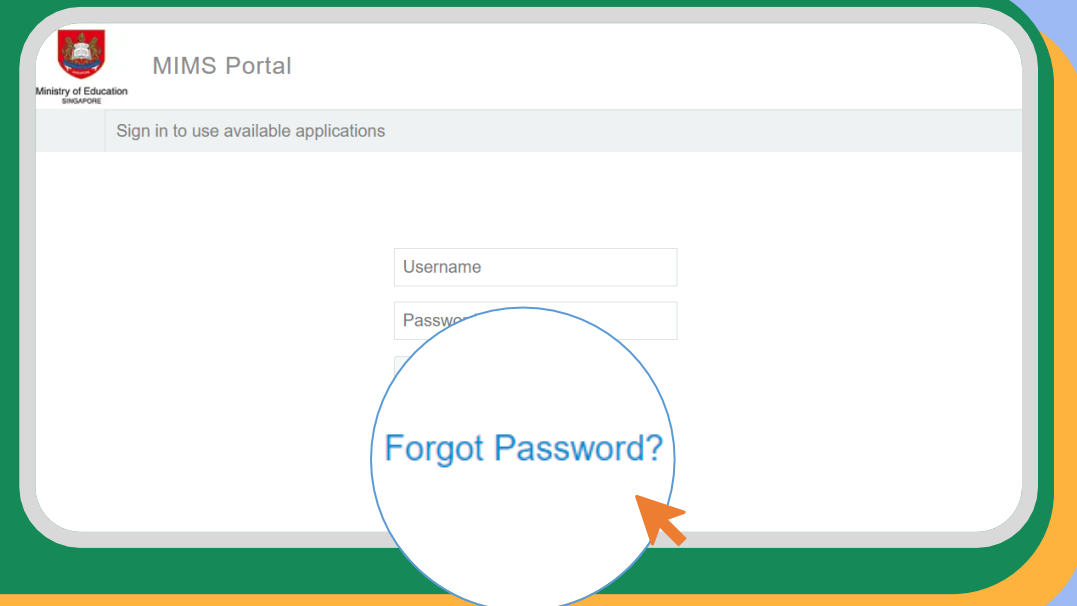
Save Answers

3 Forgot your MIMS Password?



After you have set up your security questions in your MIMS Portal, you will be able to self-reset your MIMS password if you happen to forget the password.

- 1 Go to <https://mims.moe.gov.sg/sspr> and click 'Forgot Password?'



3 Forgot your MIMS Password?



- 2 Type in your username and answer the Security Questions that you've set previously.

Self Service Password Reset

Forgotten Password

Please answer the following questions. If you answer these questions correctly, you will then be able to reset your password.

What is your favourite colour?

What is your favourite sport or hobby?

An orange arrow points from the bottom right towards the 'Check Answers' button.

3 Forgot your MIMS Password?




3 Once you have correctly answered your Security Questions, you will be able to reset your password.

Change Password

Please change your password. Keep your new password secure. After you type your new password, click the Change Password button. If you must write it down, be sure to keep it in a safe place. Your new password must meet the following requirements:

- Password is case sensitive.
- Must be at least 12 characters long.
- The first character can not be a symbol (non letter or number).
- Must not include part of your name or user name.
- Must have at least three types of the following characters:
 - Uppercase (A-Z)
 - Lowercase (a-z)
 - Number (0-9)
 - Symbol (!, #, \$, etc.)

Please type your new password

New Password 

Think of a new password

Confirm Password

Retype your new password

Change Password

Cancel

Thank you